



DOUBLE CHARGE
VITRIFIED TILES

600X
1200 MM

I N D E X


STONE
SERIES

SATUARIO
SERIES

DREAM
SERIES

AMAZON
SERIES

SIMA
SERIES



GREY STONE
600x1200mm

DOUBLE CHARGE
VITRIFIED TILES

STONE
SERIES



OLIVE STONE
600x1200mm



NEW NEW NEW



WHITE STONE
600x1200mm

DOUBLE CHARGE
VITRIFIED TILES

STONE
SERIES






SATUARIO WHITE (L)
600x1200mm

DOUBLE CHARGE
VITRIFIED TILES

SATUARIO
SERIES



SATUARIO RHINO (D)
600x1200mm



DOUBLE CHARGE
VITRIFIED TILES

DREAM
SERIES




DREAM SILVA (D)
600x1200mm



DREAM BLACK (D)
600x1200mm






DREAM VOLC (D)
600x1200mm

DOUBLE CHARGE
VITRIFIED TILES

DREAM
SERIES





DREAM WHITE (L)
600x1200mm

DOUBLE CHARGE
VITRIFIED TILES

DREAM
SERIES



DREAM GOLD (L)
600x1200mm





AMAZON WHITE (L)
600x1200mm

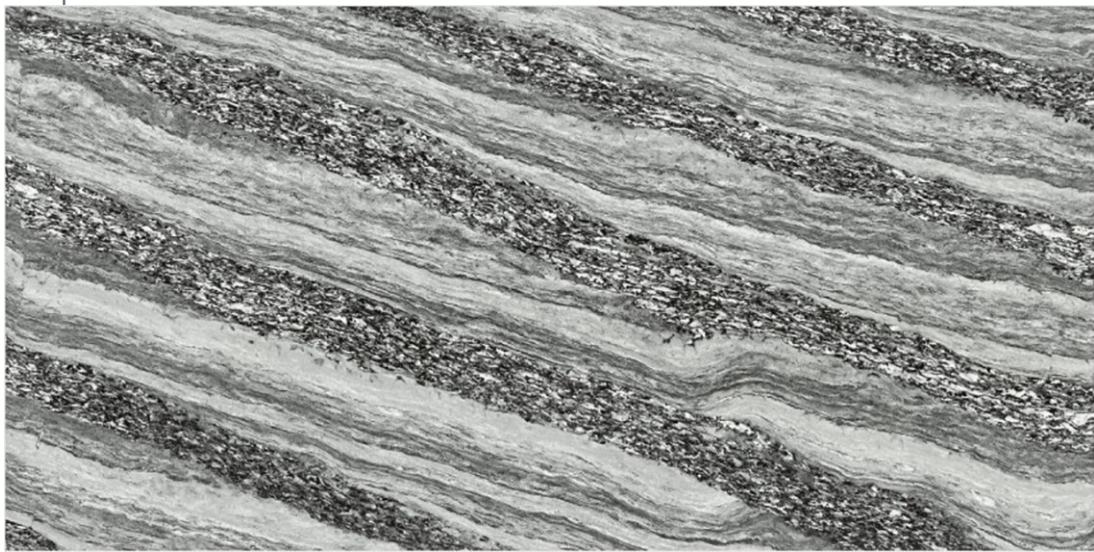
DOUBLE CHARGE
VITRIFIED TILES

AMAZON
SERIES



AMAZON GOLD (L)
600x1200mm






AMAZON SMOKE (D)
600x1200mm

DOUBLE CHARGE
VITRIFIED TILES

AMAZON
SERIES





AMAZON BLUE (D)
600x1200mm

DOUBLE CHARGE
VITRIFIED TILES

AMAZON
SERIES



DOUBLE CHARGE
VITRIFIED TILES

AMAZON
SERIES




AMAZON VOLVO (D)
600x1200mm



AMAZON BLACK (D)
600x1200mm





SIMA BLACK (D)
600x1200mm

DOUBLE CHARGE
VITRIFIED TILES

SIMA
SERIES



SIMA MOTO TIGER (D)
600x1200mm






SIMA BRUNET (D)
600x1200mm

DOUBLE CHARGE
VITRIFIED TILES

SIMA
SERIES





SIMA ASH (D)
600x1200mm

DOUBLE CHARGE
VITRIFIED TILES

SIMA
SERIES



SIMA MARBLE (L)
600x1200mm






SIMA GOLD (L)
600x1200mm

DOUBLE CHARGE
VITRIFIED TILES

SIMA
SERIES





SIMA SUPER WHITE (L)
600x1200mm

DOUBLE CHARGE
VITRIFIED TILES

SIMA
SERIES



SIMA GREY (L)
600x1200mm





SIMA CHOCOLATE (L)
600x1200mm

DOUBLE CHARGE
VITRIFIED TILES

SIMA
SERIES



TECHNICAL SPECIFICATION

SR. NO.	CHARACTERISTIC	STANDARD AS PER ISO-13006/EN14411 GROUP BIa	VALUES DECLARED	TEST METHOD
A. REGULATORY PROPERTIES				
1.	DEVIATION IN LENGTH & WIDTH	± 0.5%	± 0.1%	ISO-10545-2
2.	DEVIATION IN THICKNESS	± 5.0%	± 2.0%	ISO-10545-2
3.	STRAIGHTNESS OF SIDES	± 0.5%	± 0.1%	ISO-10545-2
4.	RECTANGULARITY	± 0.5%	± 0.1%	ISO-10545-2
5.	SURFACE FLATNESS	± 0.5%	± 0.1%	ISO-10545-2
6.	COLOR DIFFERENCES	UNALTERED	NO CHANGE	ISO-10545-16
7.	GLOSSINESS	AS PER MANUFACTURER	MIN. 70%	GLOSSOMETER
B. STRUCTURAL PROPERTIES				
1.	WATER ABSORPTION	≤ 0.5%	< 0.05%	ISO-10545-3
2.	APPARENT DENSITY	> 2.0 gm/cc	> 2.28 gm/cc	DIN 51082
C. MASSIVE MECHANICAL PROPERTIES				
1.	FLEXURAL MODULUS OF RUPTURE	MIN 35N/mm ²	MIN 40N/mm ²	ISO-10545-4
2.	FLEXURAL BREAKING STRENGTH	min 1300 n	MIN 2000 N	ISO-10545-4
3.	IMPACT RESISTANCE	AS PER MANUFACTURER	MIN 0.55	ISO-10545-5
D. SURFACE MECHANICAL PROPERTIES				
1.	DEEP ABRASION RESISTANCE	MAX 175mm ³	MAX 138mm ³	ISO-10545-6
2.	MOH'S HARDNESS	MIN 6	7	EN101
E. THERMO HYGROMETRIC PROPERTIES				
1.	FROST RESISTANCE	NO DAMAGE	FROST PROOF	ISO-10545-12
2.	THERMAL SHOCK RESISTANCE	NO DAMAGE	NO DAMAGE	ISO-10545-9
3.	MOISTURE EXPANSION	NIL	NIL	ISO-10545-10
4.	THERMAL EXPANSION	MAX 9.0 x 10 ⁻⁶	MAX 6.5 x 10 ⁻⁶	ISO-10545-8
F. CHEMICAL PROPERTIES				
1.	CHEMICAL RESISTANCE	NO DAMAGE	NO DAMAGE	ISO-10545-13
2.	STAIN RESISTANCE	RESISTANT	RESISTANT	ISO-10545-14
F. SAFETY PROPERTIES				
1.	SLIP RESISTANCE(FRICTION CO EFFICIENT)	> 0.40	> 0.40	ISO-10545-17

PACKING DETAILS

Size	No.of Tiles / Box	Coverage Area	Wt. of Box
600x600mm	4 Pcs.	1.44 Sq.Mtr.	25.5 Kg. (Approx)
600x1200mm	2 Pcs.	1.44 Sq.Mtr.	27 Kg. (Approx)

Note : Colour Shown are as accurate as the limitations of the printing process will allow. Prospective customers are advised to inspect a sample of the tile before ordering. Every effort has been made to ensure the accuracy of the information given. However, the company reserve the right to change the specifications without prior notice. Sometime variations in shade of size being inherent to ceramic industry may occur. Before fixing, we advise you to follow the fixing instructions on the cartons of the tiles as no responsibility can be accepted by company once the tiles have been fixed.

